






Tiger Lagoon Pump



Length	32 Ft	40 ft
Style	Trailer type	Trailer type
Hitch	clevis type draw bar	clevis type draw bar
RPM	540	540
HP Required	80	80
Approximate Pump Volume	3600 GPM	3600 GPM
PTO	Heavy duty	Shear Protected
Max. Pit Depth	up to 10 Ft.	12 ft.
Pipe Size	6" (203 MM)	6" (203 MM)
Length of Discharge Pipe	20 Ft (6 M)	20 Ft (6 M) length optional
Agitator Swivel	300 degrees	300 degrees
Agitating Spouts	1	1
Agitator Vertical Deflector	yes	yes
Agitator spout from floor	40" to 72"	40" to 72"
Top Cone outlet size	4" (101 MM)	4" (101 MM)
Inlet Hole	16" (400 MM)	16" (400 MM)
Housing Size	30"x38"	30"x38"
Impeller Hi Efficiency	4 blade	4 blade
Impeller size	24"	24"
Trailer Tilting	Hyd. Cylinder	Hyd. Cylinder
Trailer width	94"	94"
Tongue	Manual adjustable	Manual adjustable
Tongue Jack	7000 Lb.	7000 Lb.
Stabiliser legs	No	No
Valve Controls	Hydraulic	Hydraulic
Discharge pipe Support Leg	12 Ft	12 FT
Discharge Pipe Cart	Optional	Optional
Bottom Bearings	Marine type	Marine type
Shaft size	1 3/4"	1 3/4"
Shaft size at pump end	2 3/4	2 3/4
Main frame	6 x 6"x 1/4" tube	6 x 6"x 1/4" tube
Trussing on frame	yes	yes
Tire size	1200x 15	1200x 15
Spindle size	2 1/4"	2 1/4"
Single axle	Standard	Standard
Tandem axle	Optional	Optional